

ICSV LIBRARY LOCKDOWN SERVICES

- How to Access the Catalog and Borrow Books -

STUDENT ACCESS

Students can login via **ClassLink** or directly with: **destiny.icsv.at** (If you have never logged in via ClassLink, you will still need to follow the steps below.)

UN: first letter of first name + lastname

PW: books

(Password and Usernames are lower case)

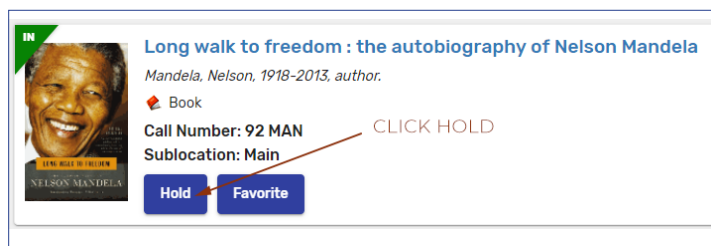
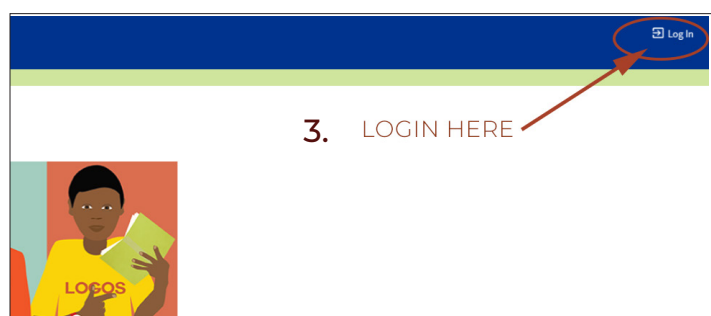
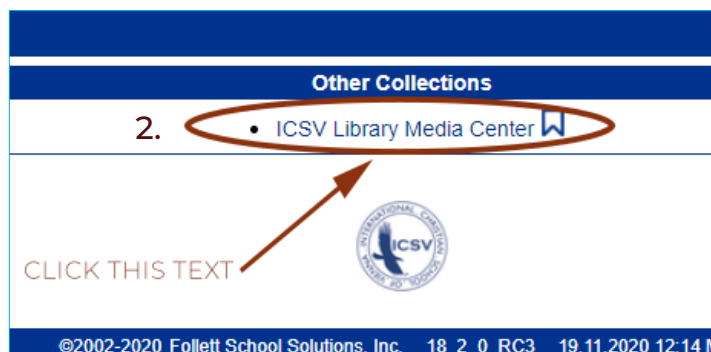
LOG IN

1. URL: *destiny.icsv.at*
2. Click blue text "ICSV Library Media Center"
3. Click "Log In" on the next page that opens
In the upper right corner.
4. Type in username and password:
UN: first letter of first name + lastname
PW: books (both are lowercase)

PLACING A HOLD

1. Enter a search term in the search field.
2. Choose an item, click HOLD.
3. Your request will be electronically registered. If there are no other holds on this item, it will be pulled, and checked out to you. Please give us **24** hours to process your requests. If there is an existing hold, we will notify you.
4. All items will be disinfected, placed in bags with your name and left in the reception area for pick up.
5. Return all items to same table.
6. Reception is open from 9 am to 4pm.

If you want to undo a hold, go to the main menu, click "HOLDS", click the item, a new window will open and then click "UNHOLD".



The ICSV Library has approximately 9,000 eBooks titles (grades 6-12) available through the catalog. You do not have to check these out. You can read them online 24/7.

We will be adding nonfiction eBooks for elementary students in the coming weeks as well.

Please contact bdax@icsv, if you are a parent and would like to have your own ICSV Library account.